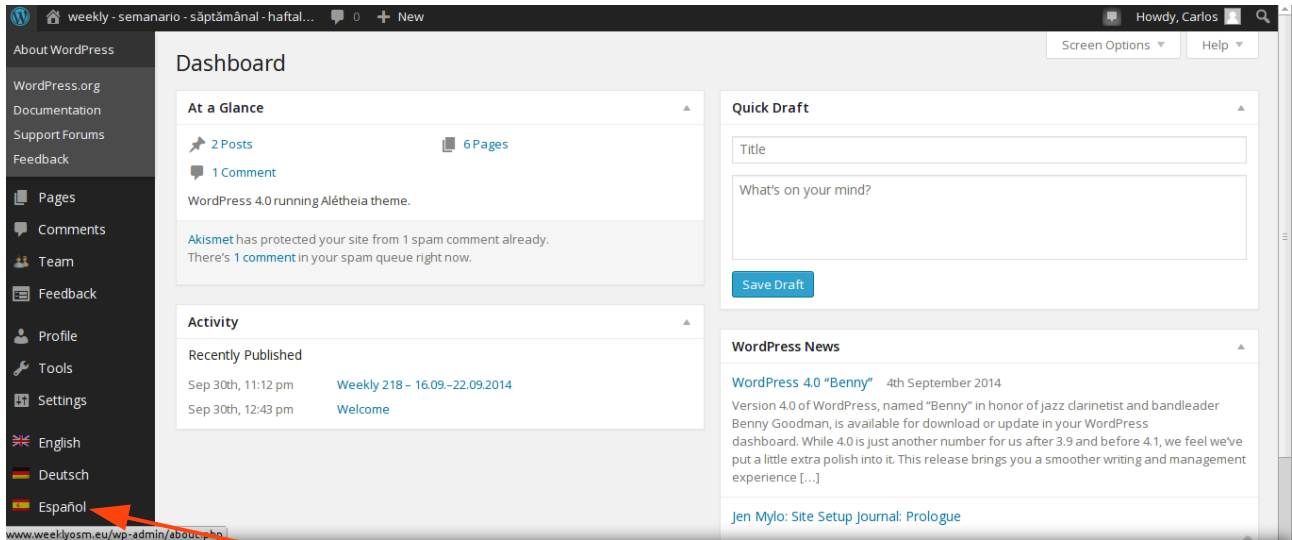


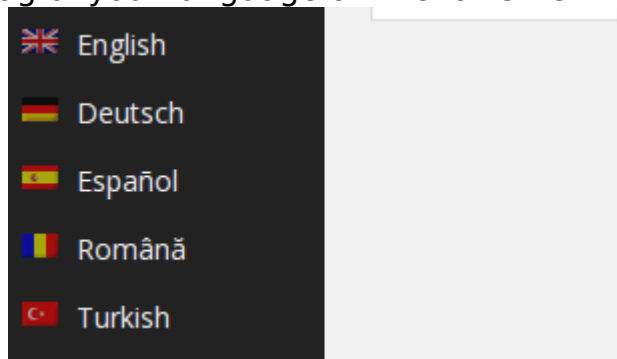
HowTo publish a translated and reviewed version?

1. Login here: <http://www.weeklyosm.eu/wp-login.php?>
example: Carlos
password: asyouhavereceived it

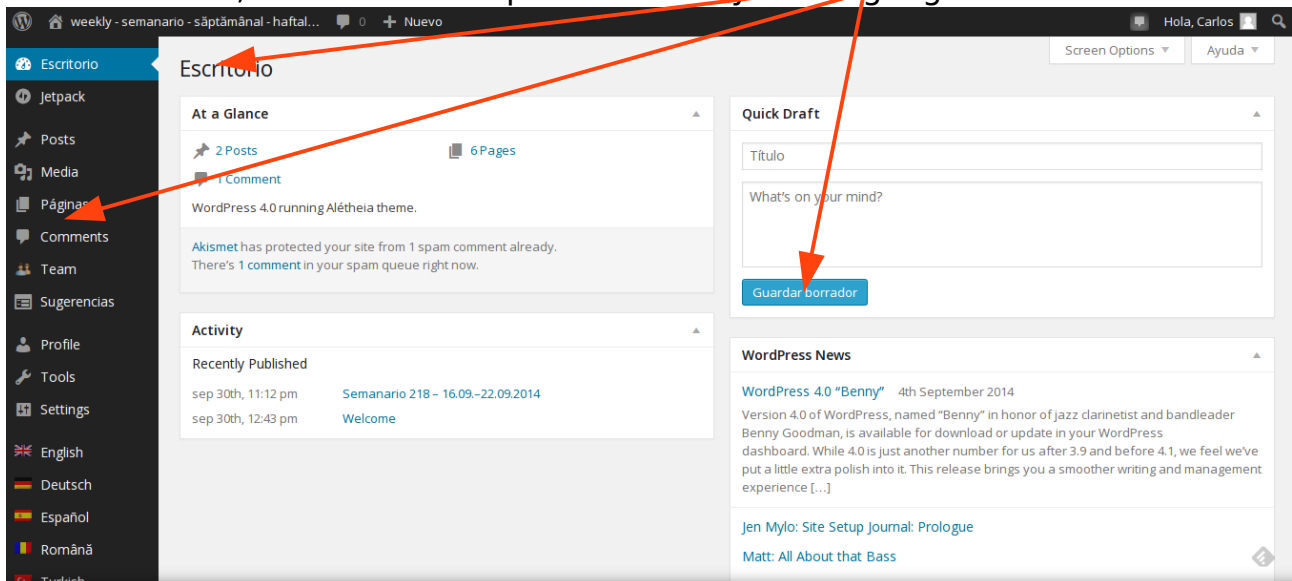
2. You should arrive here:



3. You click on the flag of your language on the lower left



4. You can see, that the Desktop switched to your language like here



I will continue in the English version, so that everybody can use it. ;-) ...

The publishing is done in the **>>Post<<** area.

Until now the translated and reviewed version (best 2 reviews!) is still in the **>>Pages<<** area.

- Go to the Pages area
- Go to your Language
- **M**ark the whole text, with the picture --->CTRL+**a**
- **C**opy the text into an invisible buffer ---> CTRL+**c**
- **Switch to the POST area**
- Go to your language
- **R**etri**v**e the text with the picture from the invisible buffer ---> CTRL+**v**
- Press the **UPDATE** button.

DONE. ;-)

Any question – don't hesitate to ask:
ma [dot] reiter [at] gmail [dot] com
or
madalinaionescu79 [at] gmail [dot] com

Have a lot of fun.

MychOSM - The steering committee – 2014/10/07 updated 2015/01/06